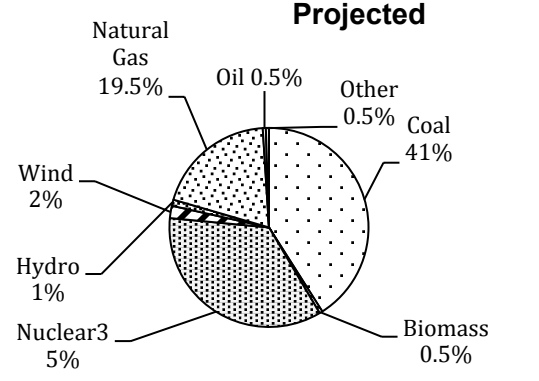
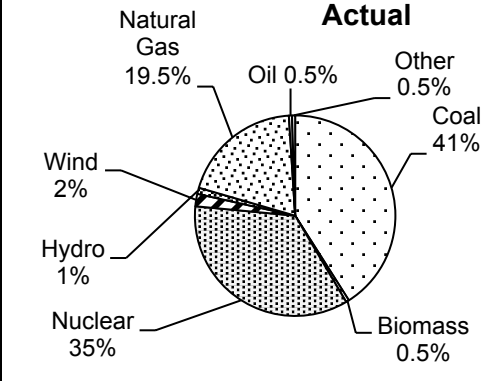
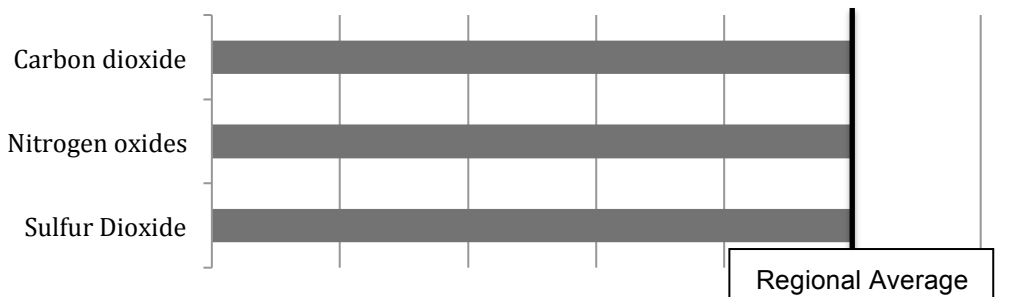


**Environmental Disclosure Information**
**Agera Energy**
**Projected Data for the 2016 Calendar Year**

<p><b>Generation Resource Mix -</b> A comparison between the sources of generation used to produce this product and the historic regional average supply mix.</p>	<div style="display: flex; justify-content: space-around;"> <div style="text-align: center;"> <p><b>Projected</b></p>  </div> <div style="text-align: center;"> <p><b>Actual</b></p>  </div> </div>																					
<p><b>Environmental Characteristics–</b> A description of the characteristics associated with each possible generation resource.</p>	<table border="1" style="width: 100%; border-collapse: collapse;"> <tr> <td style="width: 50%;">Biomass Power</td> <td style="width: 50%;">Air Emissions and Solid Waste</td> </tr> <tr> <td>Coal Power</td> <td>Air Emissions and Solid Waste</td> </tr> <tr> <td>Hydro Power</td> <td>Wildlife Impacts</td> </tr> <tr> <td>Natural Gas Power</td> <td>Air Emissions and Solid Waste</td> </tr> <tr> <td>Nuclear Power</td> <td>Radioactive Waste</td> </tr> <tr> <td>Oil Power</td> <td>Air Emissions and Solid Waste</td> </tr> <tr> <td>Other Sources</td> <td>Unknown Impacts</td> </tr> <tr> <td>Solar Power</td> <td>No Significant Impacts</td> </tr> <tr> <td>Unknown Purchased Resources</td> <td>Unknown Impacts</td> </tr> <tr> <td>Wind Power</td> <td>Wildlife Impacts</td> </tr> </table>		Biomass Power	Air Emissions and Solid Waste	Coal Power	Air Emissions and Solid Waste	Hydro Power	Wildlife Impacts	Natural Gas Power	Air Emissions and Solid Waste	Nuclear Power	Radioactive Waste	Oil Power	Air Emissions and Solid Waste	Other Sources	Unknown Impacts	Solar Power	No Significant Impacts	Unknown Purchased Resources	Unknown Impacts	Wind Power	Wildlife Impacts
Biomass Power	Air Emissions and Solid Waste																					
Coal Power	Air Emissions and Solid Waste																					
Hydro Power	Wildlife Impacts																					
Natural Gas Power	Air Emissions and Solid Waste																					
Nuclear Power	Radioactive Waste																					
Oil Power	Air Emissions and Solid Waste																					
Other Sources	Unknown Impacts																					
Solar Power	No Significant Impacts																					
Unknown Purchased Resources	Unknown Impacts																					
Wind Power	Wildlife Impacts																					
<p><b>Air Emissions –</b> A comparison between the air emissions related to this product and the regional average air emissions.</p>																						
<p><b>Radioactive Waste –</b> Radioactive waste associated with the product.</p>	<table border="1" style="width: 100%; border-collapse: collapse;"> <thead> <tr> <th style="width: 50%;">Type:</th> <th style="width: 50%;">Quantity:</th> </tr> </thead> <tbody> <tr> <td>High-Level Radioactive Waste</td> <td>Lbs./1,000 kWh</td> </tr> <tr> <td>Low-Level Radioactive Waste</td> <td>Ft<sup>3</sup>/1,000 kWh</td> </tr> </tbody> </table>		Type:	Quantity:	High-Level Radioactive Waste	Lbs./1,000 kWh	Low-Level Radioactive Waste	Ft <sup>3</sup> /1,000 kWh														
Type:	Quantity:																					
High-Level Radioactive Waste	Lbs./1,000 kWh																					
Low-Level Radioactive Waste	Ft <sup>3</sup> /1,000 kWh																					
<p>With in-depth analysis, the environmental characteristics of any form of electric generation will reveal benefits as well as costs. For further information, contact Agera Energy at <a href="http://www.ageraenergy.com">www.ageraenergy.com</a> or by phone at 1.844.692.4372.</p>																						